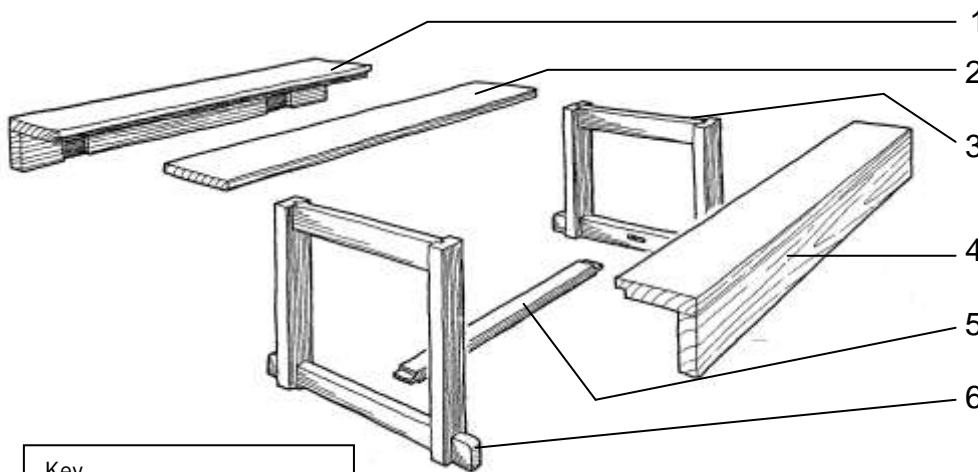


HOW TO MAKE A WOODWORKING BENCH

The top of the bench should be made of hard wood, the end frames can be made from softwood. It can be fitted with both types of wooden vice. The bench can either be fixed permanently with glue and screws or bolted together for easy transport.



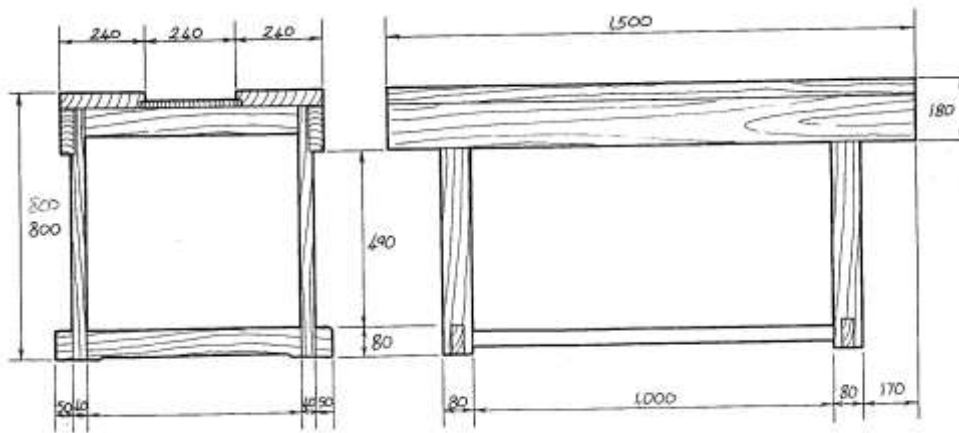
Name of Part	No	L	W	T
Bench Top	2	1500	240	40
Bench Sides	2	1500	140	40
Centre Panel	1	1500	280	20
Top Rail	2	650	80	40
Bottom Rail	2	780	80	40
Legs	4	710	80	40
Stretcher Rail	1	1120	80	40



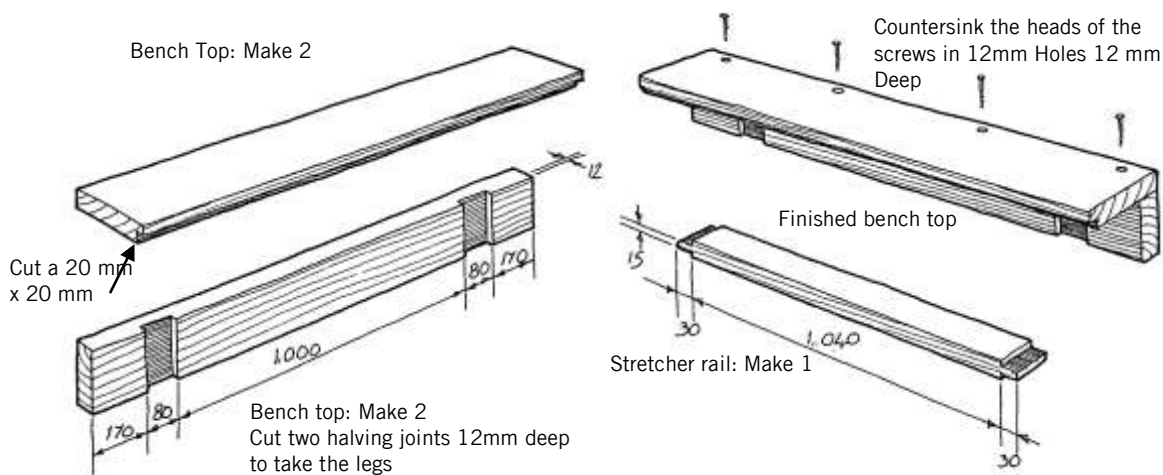
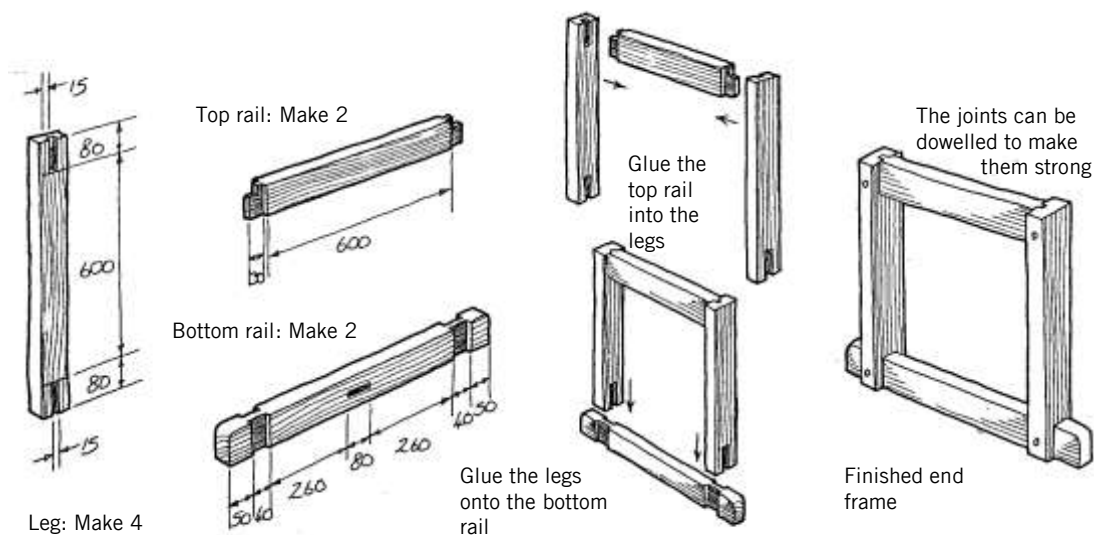
Key
 1 – Bench Top
 2 – Centre Panel
 3 – End Frame
 4 – Bench Top
 5 – Stretcher Rail
 6 – End Frame
 (all dimensions in mm)

technical brief

End sections

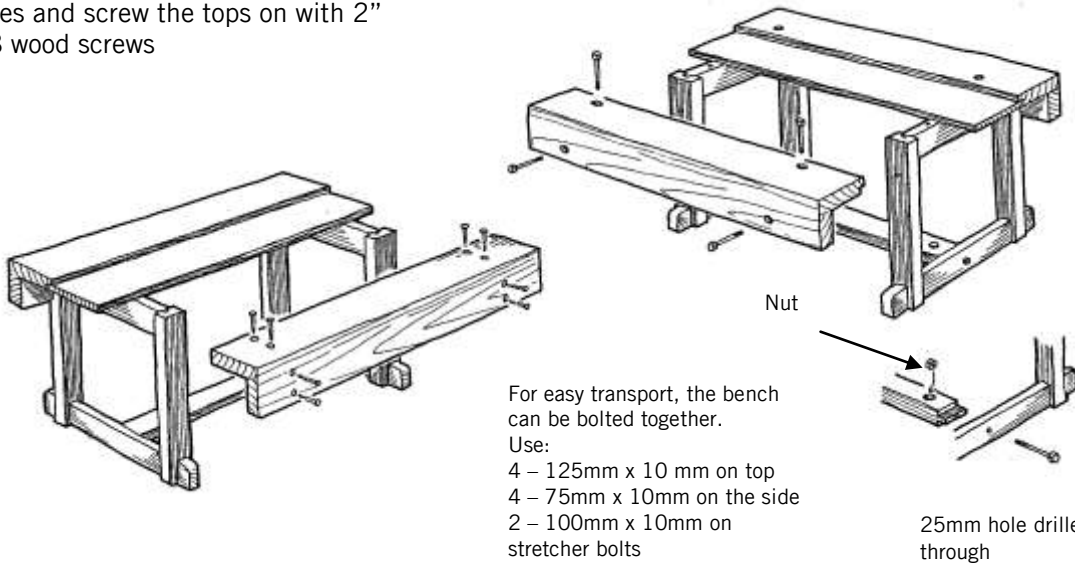


To make the end frames



technical brief

To fix the bench permanently together, glue the stretcher rail into the end frames and screw the tops on with 2" No 8 wood screws



Countersink the heads of the screws in 12mm holes 12mm deep

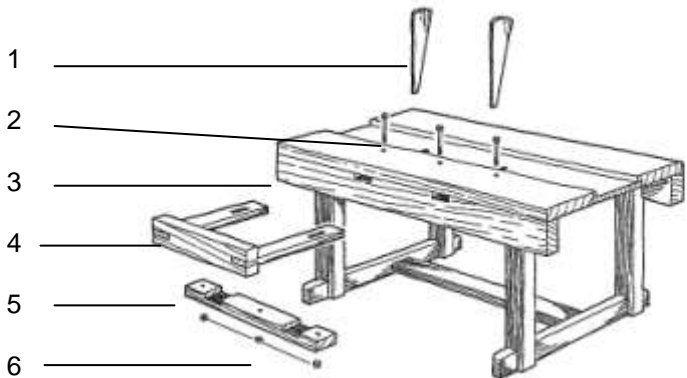
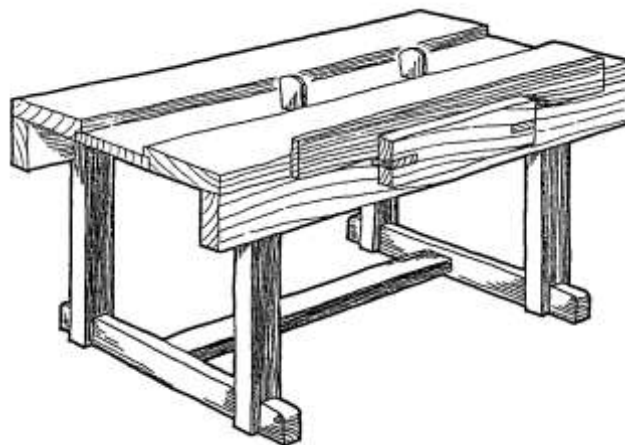
For easy transport, the bench can be bolted together.
Use:
4 - 125mm x 10 mm on top
4 - 75mm x 10mm on the side
2 - 100mm x 10mm on stretcher bolts

Carpentry vice

This vice is very simple to make yet extremely effective. It can easily be fitted to any kind of workbench.

Cutting list

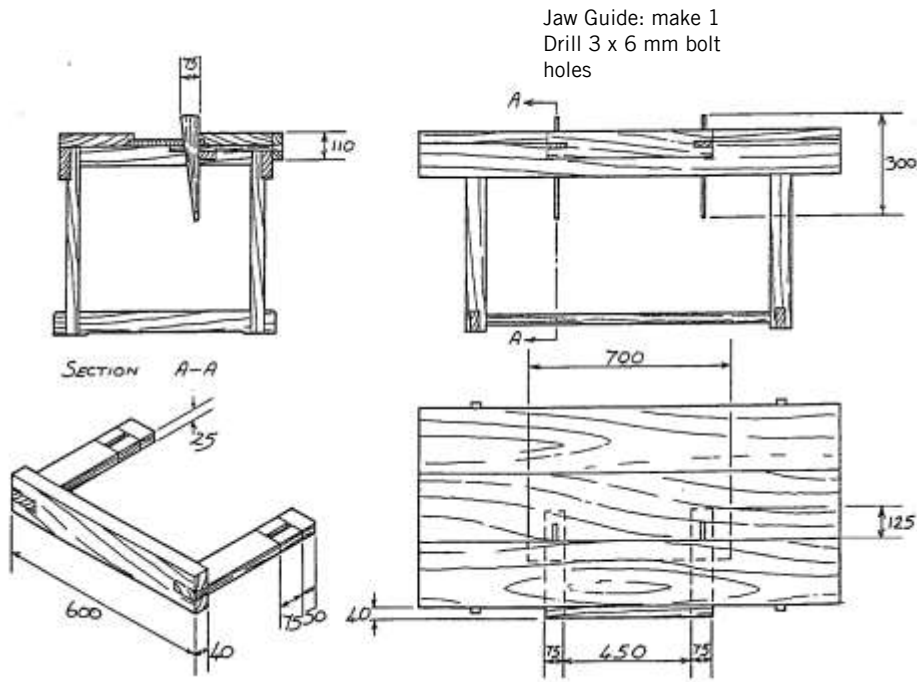
Name of Part	No	L	W	T
Wedges	2	300	75	12
Arms	2		75	25
Jaw	1	600	110	40
Jaw Guide	1	700	80	40



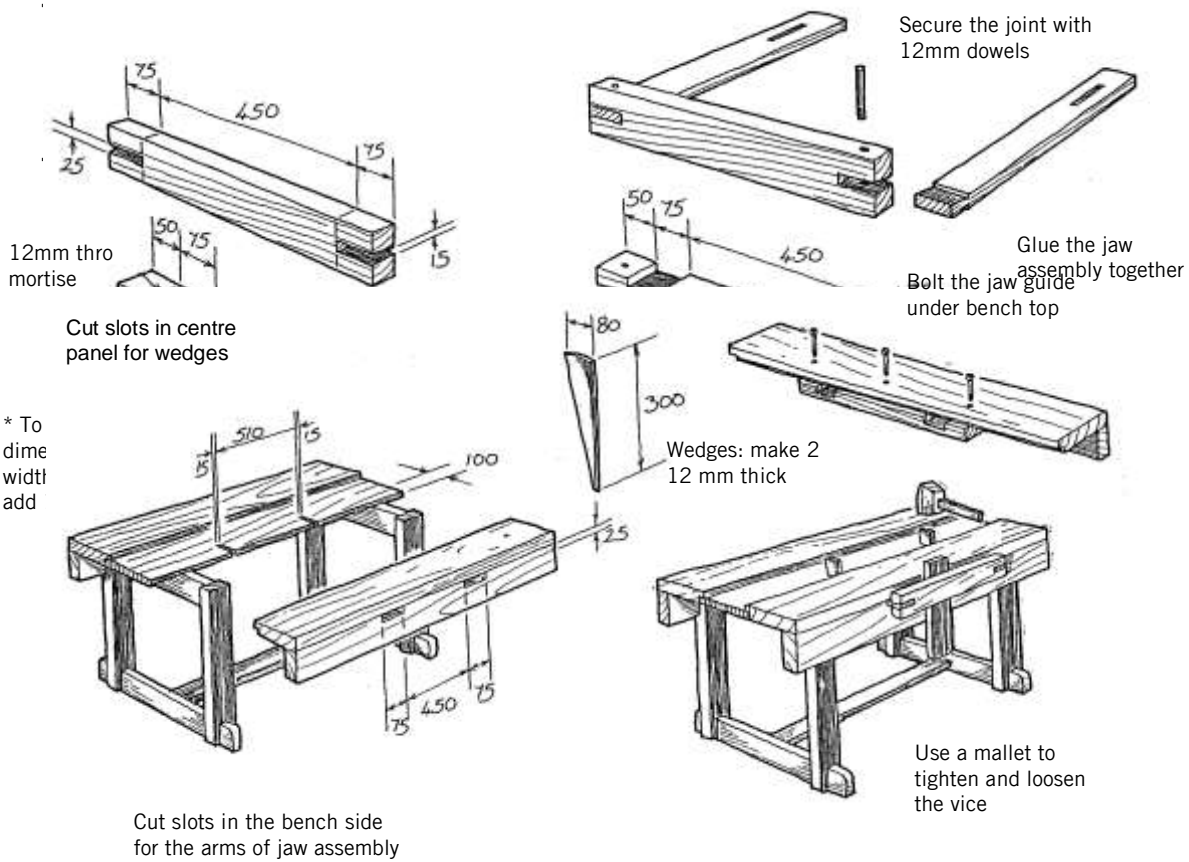
Key
 1 - Wedges
 2 - 3 x 100 x 6 bolts
 3 - Bench
 4 - Jaw Assembly
 5 - Jaw Guide
 6 - 3 x 6 Nuts
 (all dimensions in mm)

technical brief

Jaw assembly



To make the jaw assembly



technical brief

References and further reading

- [Woodworking](#) Practical Action Technical Brief
[Non Poisonous Timber Protection](#) Practical Action Technical Brief
[How to Make a Jackplane](#) Practical Action Technical Brief
[Oil Soaked Wood Bearings](#) Practical Action Technical Brief

Practical Action
The Schumacher Centre
Bourton-on-Dunsmore
Rugby, Warwickshire, CV23 9QZ
United Kingdom

Tel: +44 (0)1926 634400

Fax: +44 (0)1926 634401

E-mail: informserv@practicalaction.org.uk

Website: <http://practicalaction.org/practicalanswers/>

Practical Action is a development charity with a difference. We know the simplest ideas can have the most profound, life-changing effect on poor people across the world. For over 40 years, we have been working closely with some of the world's poorest people - using simple technology to fight poverty and transform their lives for the better. We currently work in 15 countries in Africa, South Asia and Latin America.

technical brief