




















PUMPKINS AGAINST POVERTY

PowerPoint notes



1.	 <p>PUMPKINS AGAINST POVERTY Find out how important pumpkins can be to helping people lift themselves out of poverty. Practical ACTION</p>	
2.	 <p>Guess where?</p>	Ask pupils to guess what country Pumpkins against poverty is set in.
3.	 <p>Were you right?</p>	<p>Ask pupils to show you where Bangladesh is on a map and a globe.</p> <p>Find out what they already know about Bangladesh, in addition to the facts on the slide before.</p>
4.	 <p>Jui We've made a film about a child who lives in Bangladesh. Her name is Jui. Find out more about her and her family's experiences.</p>	Jui is a child who lives in Bangladesh. This set of activities is based around her and her family's experiences.
5.	 <p>Explore Bangladesh</p>	Hand out the Explore Bangladesh worksheet, either as an extension activity or for homework.
6.	 <p>Messages in Bangladesh</p>	<p>Use the photographs in the What can you see? activity sheets to lead a discussion on flooding and climate change. More severe flooding is one of the impacts of climate change.</p> <p>Ask pupils if they have any experience of flooding themselves.</p>
7.	 <p>The Sustainable Development Goals (SDGs)</p>	<p>Many people around the world face problems like flooding and lack of food that keep them in poverty.</p> <p>In 2015 the United Nations (UN) called a meeting with leaders from over 30 countries to work out how best to work together to solve some of the world's biggest problems. They identified 17 goals to end poverty in the world by 2030. They called them the Sustainable Development Goals (SDGs) also called the Global Goals.</p> <p>For activities which help pupils engage in the SDGs go to practicalaction.org/schools/sdgs For more information go to globalgoals.org</p>
8.	 <p>Zero hunger</p>	<p>SDG 2, Zero hunger is the one most closely related to Pumpkins against poverty</p> <p>Hand out the Sustainable Development Goals information sheet to give pupils more information about the SDGs</p> <p>Ask pupils which Goals might be linked to some of the problems Jui and her family face when the place they live is flooded.</p>
9.	 <p>Food shortage</p>	Emphasis that not having enough food is a major problem when crops are ruined due to flooding. In addition the nutritional value of food that is available is often not very good, leading to health issues.
10.	 <p>Sandbars</p>	Sandbars can be seen next to rivers all throughout Bangladesh. The land is not owned by anyone and until recently thought to be worthless as nothing could grow on it.



<p>11.</p>	<p>Growing pumpkins in Bangladesh</p>  <p>Q: How do you think it might be for them to grow pumpkins in Bangladesh?</p>	<p>Jui's family were lucky because they were part of a Practical Action funded project that tackled the problem of both growing food and making sure the food grown was sufficiently nutritious.</p> <p>Hand out the Plant factors activity sheet to pairs of pupils to get them thinking about what would be important when deciding what to grow on sandbars.</p>
<p>12.</p>	<p>Pumpkin Lifecycle</p> 	<p>Guide pupils through the lifecycle of a pumpkin.</p> <p>You could download the pumpkins poster which shows the lifecycle, and give one to each group of pupils.</p>
<p>13.</p>	<p>Off to a good start</p> 	<p>Hand out the Off to a good start worksheets and explain the investigation to pupils. This is all about finding the best conditions for helping pumpkin seed germinate into healthy seedlings.</p>
<p>14.</p>	<p>Pumpkins are the best!</p> 	
<p>15.</p>	<p>Making a difference</p> 	<p>The money they gained from buying pumpkins could do towards other food, clothes, etc. In Bangladesh parent have to pay for their children to go to school so selling pumpkins could mean that Jui can now go to school.</p>
<p>16.</p>	<p>The difference is huge!</p> 	
<p>17.</p>	<p>Delicious pumpkins</p> 	<p>Hand out the Delicious pumpkins activity sheet and if possible enable pupils to make their own pumpkin snack.</p>
<p>18.</p>	<p>Seeds for the future</p> 	
<p>19.</p>	<p>Drying pumpkin seeds</p> 	<p>Drying pumpkin seeds is an optional activity that can be done as a precursor to Design and make a seed packet.</p> <p>Before designing their packets pupils should be given seed packets from different vegetables and asked to identify the different types of information they contain.</p>
<p>20.</p>	<p>Practical ACTION</p> 