

LCI Final Design

Control room

Switchboard

P				
O				
N				
M				
L				
K				
J				
H				
G				
F				
E				
D				
C				
B				
A				
Ind.	Date	Drawn	Checked	Appr.

Drawn:	04. Jan. 05 / J. B.
Checked:	
Approved:	

Poltera Energie + Automation
 Seestrasse 44
 CH-8880 Walenstadt

Vogel WIS Ltd.
 19 Clandon Road
 Guildford / Surrey / GU1 2DR

Fuer dieses Dokument und den darin dargestellten Gegenstand behalten wir uns alle Rechte vor. Vervielfaeltigung, Bekanntgabe an Dritte oder Verwertung seines Inhaltes sind ohne unsere ausdrueckliche Zustimmung verboten.
 (C) PER

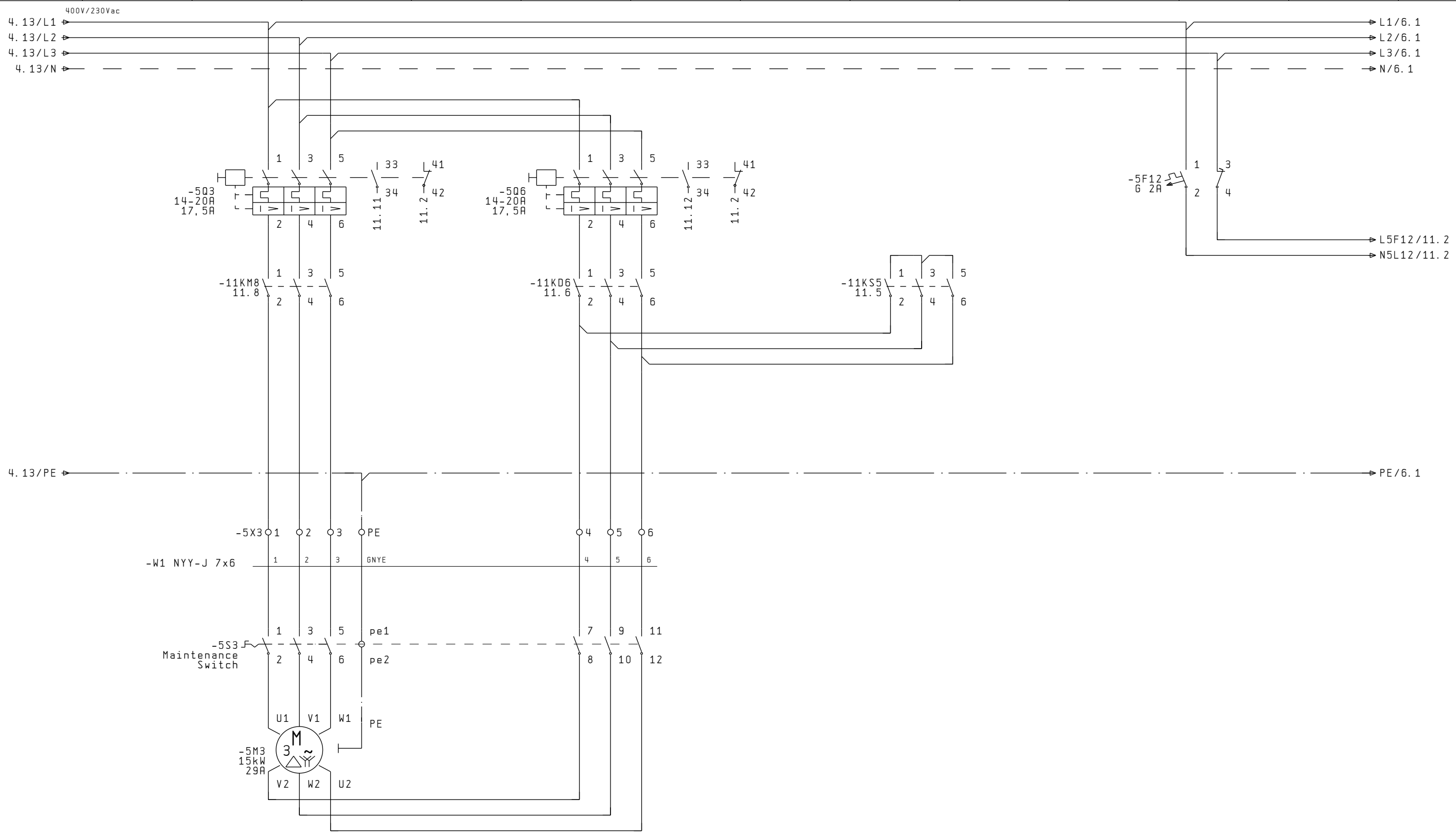
Scale:	Date:	Format:	Total pages:	Last page:															
. / .	04. Jan. 05	A4	40	57						8	8	8	0	-	0	4			
										Drawing-No. :									
										0	4	1	1	1	6	-	0	0	1



Supply from:

Voltage : Un = 400V
 Current : In = 63A
 Frequency : Fn = 50Hz

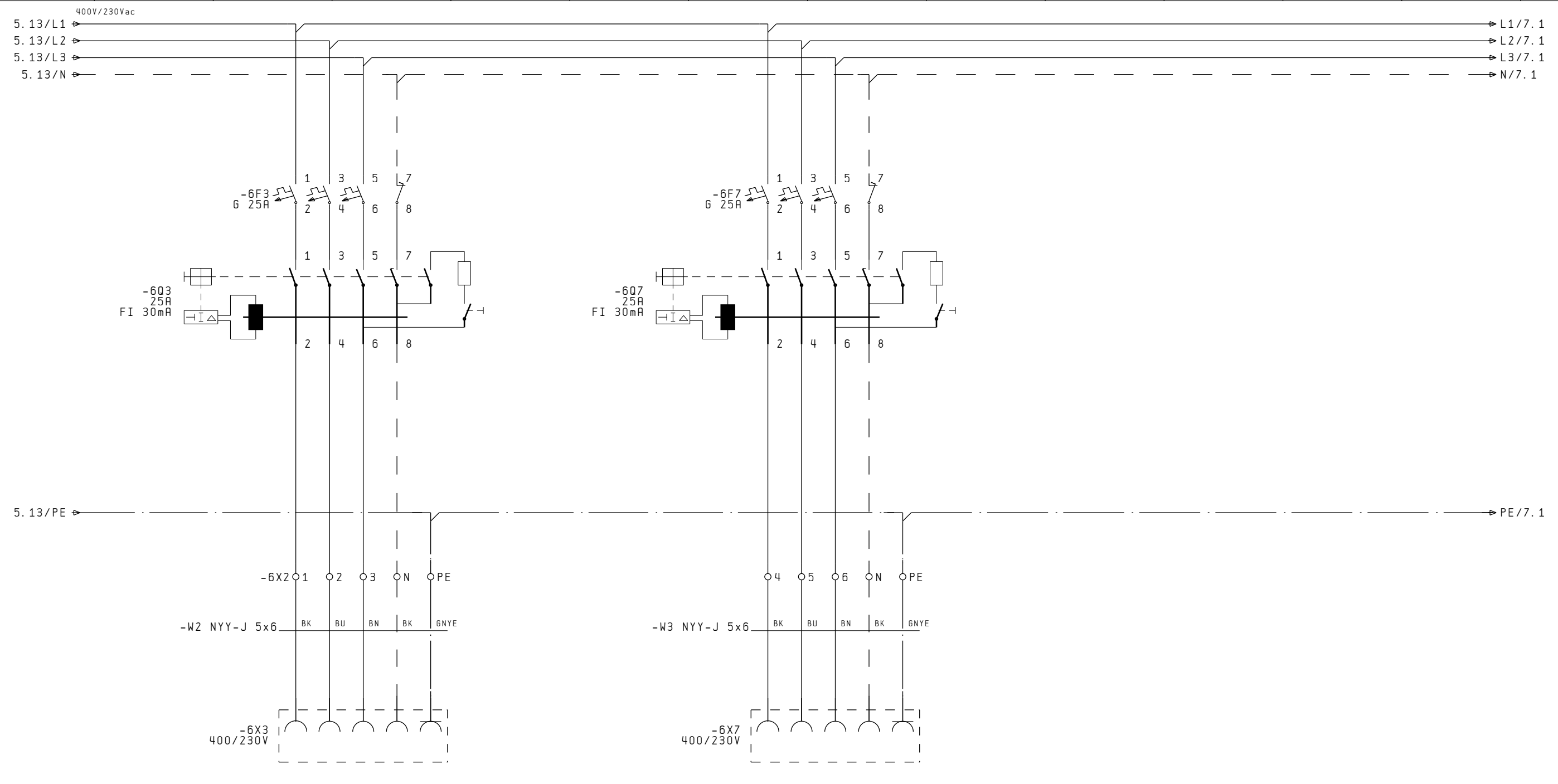
				LCI Final Design		PEA		Supply		8880-04			
				Drawn JBU		8880 Walenstadt				Division		Group 4	
				Checked						041116-001		40	
Change	Date	Name	Appr.										
	04. Jan. 05	JBU		Date	04. Jan. 05								



Secondary/Cooling air fan

Control fuse

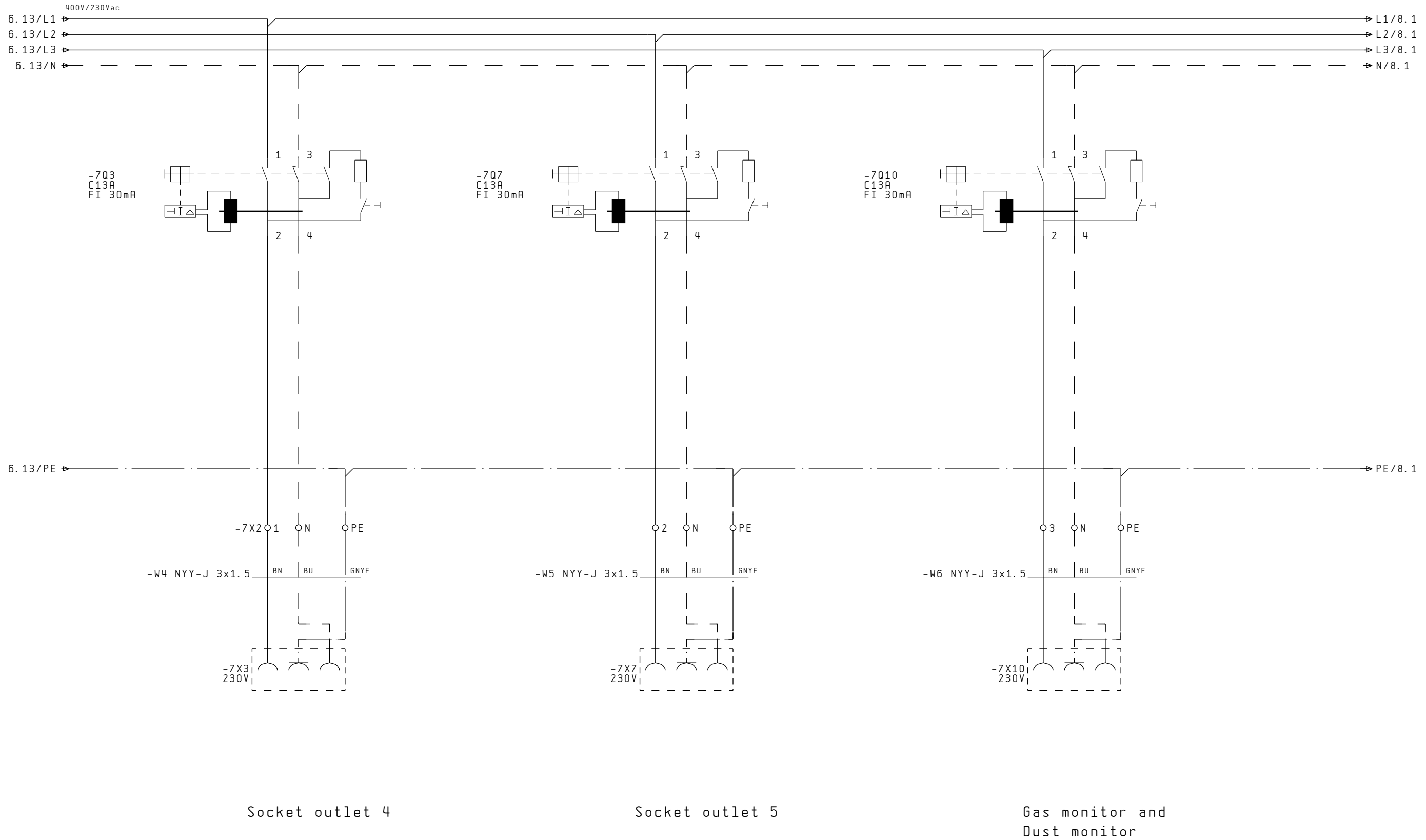
-	04. Jan. 05	JBU	Date	04. Jan. 05	LCI Final Design	PEA	Secondary/Cooling air fan			8880-04	=
			Drawn	JBU		8880 Walenstadt					+
			Checked					Division		041116-001	Group
Change	Date	Name	Appr.								5
											40



Socket outlet 1

Socket outlet 2

-	04. Jan. 05	JBU	Date	04. Jan. 05	LCI Final Design	PEA	Socket outlets			8880-04	=
			Drawn	JBU		8880 Walenstadt					+
			Checked					Division		041116-001	Group
Change	Date	Name	Appr.								6
											40

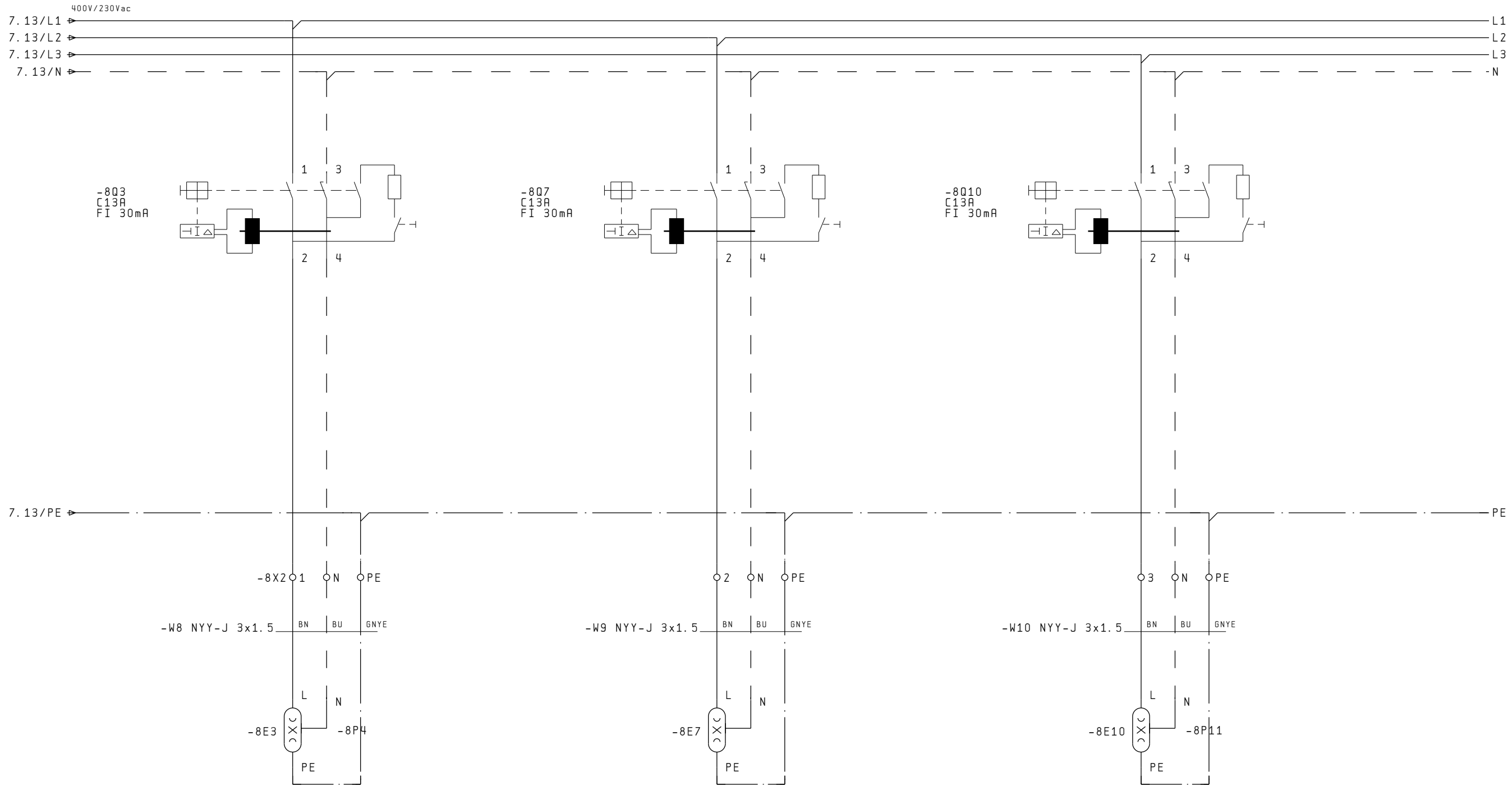


Socket outlet 4

Socket outlet 5

Gas monitor and
Dust monitor

-	04. Jan. 05	JBU	Date	04. Jan. 05	LCI Final Design	PEA	Socket outlets			8880-04	=	
			Drawn	JBU		8880 Walenstadt					+	
			Checked					Division		041116-001	Group	7
Change	Date	Name	Appr.									40



Lights

Lights

Lights

-	04. Jan. 05	JBU	Date	04. Jan. 05	LCI Final Design	PEA	Lights			8880-04	=
			Drawn	JBU		8880 Walenstadt					+
			Checked					Division	041116-001	Group	8
Change	Date	Name	Appr.								40

Bill of materials

BPA_E10A / 07.01.1998

Designation Schematic location	Amount	Designation	Type number Order number	Manufacturer Supplier	Article number Function text	Item
-4Q2 /4. 2	1 St	Load-break switch 4 pol./63A (front mounted)	0T63ET4 1SCA022371 R6490	ASEA BROWN BOWERI ABB Normelec	ABB.0T63ET4 Main switch	1
-4Q2 /4. 2	1 St	Label plate for handle OH1/3_ (black)	0PB1 1SCA022353 R3730	ASEA BROWN BOWERI ABB Normelec	ABB.0PB1 Main switch	2
-4Q2 /4. 2	1 St	Switch handle for 0T16...125E (black)	0HB2RJ 1SCA022353 R2760	ASEA BROWN BOWERI ABB Normelec	ABB.0HB2RJ Main switch	3
-4X1 /4. 11	1 St	Earth protection terminal UISLKG 35 (PE)	0443065	Phoenix Kontakt AG Phoenix Kontakt AG	PH0.0443065 Supply (Terminals 35mm²)	4
-4X1 /4. 11	3 St	Modular terminal UIK 35	3006182	Phoenix Kontakt AG Phoenix Kontakt AG	PH0.3006182 Supply (Terminals 35mm²)	5
-4X1 /4. 11	1 St	Modular terminal blue (N) UIK 35 BU	3006302	Phoenix Kontakt AG Phoenix Kontakt AG	PH0.3006302 Supply (Terminals 35mm²)	6
-4X1 /4. 11	1 St	End bracket for NS35, Clipfix 35-5	3022276	Phoenix Kontakt AG Phoenix Kontakt AG	PH0.3022276 Supply (Terminals 35mm²)	7
-4X1 /4. 11	1 St	KLM2 Terminal strip marker	0807575	Phoenix Kontakt AG Phoenix Kontakt AG	PH0.0807575 Supply (Terminals 35mm²)	8
-4X1 /4. 11	1 St	Label SS-ZB WH	5031171	Phoenix Kontakt AG Phoenix Kontakt AG	PH0.5031171 Supply (Terminals 35mm²)	9
-5F12 /5. 12	1 St	Circuit breaker char. G, 2A Smissline-T	LP162-T 809 312 002	ASEA BROWN BOWERI ABB Normelec	ABB.LP162-T Control fuse	10
-5F12 /5. 12	1 St	Detachable neutral conductor terminal	NT 809 990 002	ASEA BROWN BOWERI ABB Normelec	ABB.LPN63-T Control fuse	11
-5Q3 /5. 3	1 St	Motor protection circuit breaker M450	M451-20 14-20A 1SAM470000R1002	ASEA BROWN BOWERI ABB Normelec	ABB.1SAM470000R1002 Secondary/Cooling air fan	12
-5Q3 /5. 3	1 St	Auxillary switch and signal contacts for M450	HKS4-11 1SAM401902	ASEA BROWN BOWERI ABB Normelec	ABB.1SAM401902 Secondary/Cooling air fan	13
-5Q6 /5. 6	1 St	Motor protection circuit breaker M450	M451-20 14-20A 1SAM470000R1002	ASEA BROWN BOWERI ABB Normelec	ABB.1SAM470000R1002	14
-5Q6 /5. 6	1 St	Auxillary switch and signal contacts for M450	HKS4-11 1SAM401902	ASEA BROWN BOWERI ABB Normelec	ABB.1SAM401902	15
-5X3 /4. 11	1 St	Earth protection terminal USLKG 6N (PE)	0442079	Phoenix Kontakt AG Phoenix Kontakt AG	PH0.0442079 Secondary/Cooling Air Fan (Terminals	16
-5X3 /4. 11	6 St	Modular terminal UK 6 N	3004524	Phoenix Kontakt AG Phoenix Kontakt AG	PH0.3004524 Secondary/Cooling Air Fan (Terminals	17
-5X3 /4. 11	1 St	End bracket for NS35, Clipfix 35-5	3022276	Phoenix Kontakt AG Phoenix Kontakt AG	PH0.3022276 Secondary/Cooling Air Fan (Terminals	18
-5X3 /4. 11	1 St	KLM2 Terminal strip marker	0807575	Phoenix Kontakt AG Phoenix Kontakt AG	PH0.0807575 Secondary/Cooling Air Fan (Terminals	19
-5X3 /4. 11	1 St	Label SS-ZB WH	5031171	Phoenix Kontakt AG Phoenix Kontakt AG	PH0.5031171 Secondary/Cooling Air Fan (Terminals	20

52

-	04. Jan. 05	JBU	Date	04. Jan. 05	LCI Final Design	PEA	Bill of materials			8880-04	=
			Drawn			8880 Walenstadt			Division	041116-001	+
			Checked						Group		51
Change	Date	Name	Appr.								40

Bill of materials

BPA_E10A / 07.01.1998

Designation Schematic location	Amount	Designation	Type number Order number	Manufacturer Supplier	Article number Function text	Item
-11S4 /11. 4	1 St	Push button actuator (frame grey) black 30x30	704.210.0 704.210.0	EAO EAO	EAO.704.210.0 Off	61
-11S4 /11. 4	1 St	Switching element NC for push button	704.900.2 704.900.2	EAO EAO	EAO.704.900.2 Off	62
-11S4 /11. 4	1 St	Terminal cover for push button	704.964.5 704.964.5	EAO EAO	EAO.704.964.5 Off	63
-11S5 /11. 5	1 St	Push button actuator (frame grey) black 30x30	704.210.0 704.210.0	EAO EAO	EAO.704.210.0 On	64
-11S5 /11. 5	1 St	Switching element NO for push button	704.900.1 704.900.1	EAO EAO	EAO.704.900.1 On	65
-11S5 /11. 5	1 St	Terminal cover for push button	704.964.5 704.964.5	EAO EAO	EAO.704.964.5 On	66
-11S13 /11. 13	1 St	Push button actuator (frame grey) black 30x30	704.210.0 704.210.0	EAO EAO	EAO.704.210.0 Lamp test	67
-11S13 /11. 13	1 St	Switching element NO for push button	704.900.1 704.900.1	EAO EAO	EAO.704.900.1 Lamp test	68
-11S13 /11. 13	1 St	Terminal cover for push button	704.964.5 704.964.5	EAO EAO	EAO.704.964.5 Lamp test	69
-11X2 /4. 11	1 St	Earth protection terminal USLKG 2,5N (PE)	0441119	Phoenix Kontakt AG Phoenix Kontakt AG	PH0.0441119 Control circuit (Terminals 2.5mm²)	70
-11X2 /4. 11	1 St	KLM2 Terminal strip marker	0807575	Phoenix Kontakt AG Phoenix Kontakt AG	PH0.0807575 Control circuit (Terminals 2.5mm²)	71
-11X2 /4. 11	10 St	Modular terminal UK 2,5 N	3003347	Phoenix Kontakt AG Phoenix Kontakt AG	PH0.3003347 Control circuit (Terminals 2.5mm²)	72
-11X2 /4. 11	1 St	Modular terminal blue (N) UK 2,5 N BU	3003350	Phoenix Kontakt AG Phoenix Kontakt AG	PH0.3003350 Control circuit (Terminals 2.5mm²)	73
-11X2 /4. 11	1 St	End bracket for NS35, Clipfix 35-5	3022276	Phoenix Kontakt AG Phoenix Kontakt AG	PH0.3022276 Control circuit (Terminals 2.5mm²)	74
-11X2 /4. 11	1 St	Label SS-ZB WH	5031171	Phoenix Kontakt AG Phoenix Kontakt AG	PH0.5031171 Control circuit (Terminals 2.5mm²)	75
-12K2 /12. 2	1 St	Industrial relay with 2 change over contacts	C7-A20X/230VAC C7-A20X/230VAC	COMAT COMAT	COM.C7-A20X/230VAC	76
-12K2 /12. 2	1 St	Socket for relay C7	CS18 CS18	COMAT COMAT	COM.CS18	77
-12S2 /12. 2	1 St	Push button actuator (frame grey) black 30x30	704.210.0 704.210.0	EAO EAO	EAO.704.210.0 Off	78
-12S2 /12. 2	1 St	Switching element NC for push button	704.900.2 704.900.2	EAO EAO	EAO.704.900.2 Off	79
-12S2 /12. 2	1 St	Terminal cover for push button	704.964.5 704.964.5	EAO EAO	EAO.704.964.5 Off	80

55

-	04. Jan. 05	JBU	Date	04. Jan. 05	LCI Final Design	PEA	Bill of materials			8880-04	=
			Drawn			8880 Walenstadt			Division	041116-001	+
			Checked							Group	54
Change	Date	Name	Appr.								40

